

The Pioneer Academy

Good Afternoon!

Welcome to Year 1 Curriculum Meeting



Year 1 Team

Class teachers

1R – Miss Rana

1NK – Mrs Norton & Miss Knight

1D – Mrs Draper

Year 1 support staff –

Mrs Wood (1R)

Miss Walker + Miss Batchelor (1NK)

Miss Gomez (1D)

Specialist Teachers

- Mr Fricker – PE
- Mrs Hurst – Music
- Mr Gladman – Computing

School Vision

Everyone at Red Hill Primary School is committed to providing the building blocks for every child to flourish in a safe and nurturing environment.

We offer a creative curriculum, enriched with opportunities to enable our pupils to understand the world around them and be responsible citizens. Through developing their resilience, independence and confidence, our pupils see learning as a way to realise their full potential.

Safe - Happy - Learning



Soft Start Morning

8:30 – 8.45



At Red Hill Primary School we believe that in order to expect positive and respectful communication, we need to model and provide opportunities for it within our school day. Therefore we encourage all children to come in for a soft start at 8.30am.

Once they come into their room there will be learning activities on the tables or on the board to begin their day.

Teachers and support staff in the room play a crucial role. They engage with children, support children's excitement of learning for the day and tutor.



Curriculum Offer at Red Hill

Subject	Curriculum Scheme
English (Reading)	Little Wandle (EYFS – Y2) Guided Reading – Little Wandle Carousel (EYFS – Y2) Guided Reading – whole class (Year 1 -Y6)
English (Writing)	CLUSP
Spelling	CLUSP Spelling/Little Wandle
Maths	White Rose Maths
Science, History, Geography, DT and Art	IPC
Computing	IPC
PE	PE PRO
RE	Jigsaw
PSHE	Jigsaw
Music	Charanga – modified scheme to match the curriculum

Timetable

In Year 1, we are currently in the transition half term between the EYFS curriculum. This means the children get the chance to secure skills they learnt in Reception while beginning to learn in the style of the rest of the school. Our timetable changes very subtly every week this half term, as we prepare the children for more structured learning.


DAY	9.0 0- 9.2 5	9.25- 9.45	9.45 – 10.25	10.25- 10.45	10.45 – 11.	11 – 12	12-1	1.00-1.55		1.55- 2.10	2.10-3.00	3.00- 3.15
Mon	PPA			Assembly	BREAK	PPA	L U N C H	Phonics	LW Group Reading Carousel	Playtime	English-INPUT: CUSP reading beegu Can use pictures and text to make a prediction	
Tues	Phonics	LW Group Reading Carousel	English- reading input and focus cusp beegu Can recall the main part of story Continuous Provision / Focus	P4C in class		Maths- INPUT Step 8 - Count backwards within 10 Continuous Provision / Focus		IPC- INPUT H&W: Session 6- What changes can I make to keep my brain healthy based on my brain diary? (Task 5) Continuous Provision / Focus	Phonics		HW Model sentence (Whole class)	
Wed	Phonics	LW Group Reading Carousel	<u>Singing assembly 9.45-10.15</u> Continuous Provision / Focus	Continuous Provision / Focus		Maths- Input/ Focus Step 9 - 1 less Continuous Provision / Focus		IPC- INPUT SCIENCE- How can I use science to make it easier to remember things? (Task 1)	Phonics		HW Word writing (Whole class)	
Thurs	Phonics	LW Group Reading Carousel	English- Reading continue focus from Tue (no input necessary) Continuous Provision / Focus	Assembly		Maths-INPUT 10: Compare groups by matching Continuous Provision / Focus		PSHE Jigsaw Session 3 Continuous Provision / Focus	Phonics		HW Model sentence (Whole class)	
Fri	Assembly	LW Group Reading Carousel	English: CUSP reading beegu: can review a fact from a sentence Continuous Provision / Focus	Continuous Provision / Focus		Maths- Input/ FOCUS 11 Fewer, more, same Continuous Provision / Focus		RE Session 2 Continuous Provision / Focus	Phonics		HW Model sentence (Whole class)	
Changing books/ story time												

English

Here is the long term plan which shows the different genres we will be covering this year and the books we will read.

Autumn term															
CUSP Reading: Beegu, Where the Wild Things Are								CUSP Reading: The Storm Whale, The Owl and the Pussy Cat, The Boy who Cried Wolf							
5/9	12/9	19/9	26/9	3/10	10/10	17/10	Half term	31/10	7/11	14/11	21/11	28/11	5/12	12/12	
Flexible block (3 weeks) Suggested use of CUSP Sentence composition suite			Poetry (pattern and rhyme) 1 week	Setting descriptions 2 weeks		Flexible block		Stories with familiar settings 3 weeks			Instructional writing 2 weeks		Shape poems and calligrams 1 week	Flexible block	
Spring term															
CUSP Reading: The Tale of Peter Rabbit, Look Up!								CUSP Reading: Here We Are, Chocolate Cake							
4/1	9/1	16/1	23/1	30/1	6/2	Half term	20/2	27/2	6/3	13/3	20/3	27/3	Easter break		
Flexible block	Shape poems and calligrams 1 week	Recount from personal experience 2 weeks		Informal letters 2 weeks			Poetry on a theme (nature) 1 week	Stories with familiar settings 3 weeks		Recount from personal experience 2 weeks					
Summer term															
CUSP Reading: There's a Rang-Tan in My Bedroom, and tango makes three								CUSP Reading: The Lion Inside, The Hare and the Tortoise, The Proudest Blue							
17/4	24/4	1/5	8/5	15/5	22/5	Half term	5/6	12/6	19/6	26/6	3/7	10/7	17/7	Summer break	
Poetry (pattern and rhyme) 1 week	Informal letters 2 weeks		Setting descriptions 2 weeks		Flexible block		Flexible block Phonics focus		Poetry on a theme (nature) 1 week	Instructional writing 2 weeks		Flexible block			

English



Week 1, Lesson 1: Predict



Explain: A prediction is what someone thinks will happen.



Example: (group discussion)

What do you see? Where has the crashed object come from? Who is lying down? Why is it here? Where is the action happening?

Complete the sentence:

I think the story is about...



Attempt: (say)

What might happen next?

I think Beegu will

I think this because.....



Apply: (say)

Which is the most likely prediction? Why?

1. Beegu finds her mother on the playground.
2. Beegu is told to go away.



Challenge:

Draw a picture to show how you think this story will end. Explain your picture to an adult.



Maths

	Week 1	Week 2	Week 3	Week 4	Week 5	Week 6	Week 7	Week 8	Week 9	Week 10	Week 11	Week 12
Autumn term	<div>Number</div> <div>Place value</div> <div>(within 10)</div> <div>FREE TRIAL</div> <div>VIEW</div>					<div>Number</div> <div>Addition and subtraction</div> <div>(within 10)</div> <div>VIEW</div>				<div>Geometry</div> <div>Shape</div> <div>VIEW</div>	<div>Consolidation</div>	
Spring term	<div>Number</div> <div>Place value</div> <div>(within 20)</div> <div>VIEW</div>	<div>Number</div> <div>Addition and subtraction</div> <div>(within 20)</div> <div>VIEW</div>		<div>Number</div> <div>Place value</div> <div>(within 50)</div> <div>VIEW</div>	<div>Measurement</div> <div>Length and height</div> <div>VIEW</div>	<div>Measurement</div> <div>Mass and volume</div> <div>VIEW</div>						
Summer term	<div>Number</div> <div>Multiplication and division</div> <div>VIEW</div>	<div>Number</div> <div>Fractions</div> <div>VIEW</div>	<div>Geometry</div> <div>Position and direction</div> <div>VIEW</div>	<div>Number</div> <div>Place value</div> <div>(within 100)</div> <div>VIEW</div>	<div>Measurement</div> <div>Money</div> <div>VIEW</div>	<div>Measurement</div> <div>Time</div> <div>VIEW</div>	<div>Consolidation</div>					

Maths

Year 1 | Autumn term | Block 1 – Place value | Step 9

White
Rose
Maths

1 less

Reasoning and problem solving

Tiny is counting 1 more and 1 less.



1 more than 7
is the same as
1 less than 9

Yes

Is Tiny correct?

How do you know?

Think of another 1 more/1 less
sentence.



Complete the sentences.

1 less than 9 is

1 less than is 7

1 less than is 6


What pattern can you see?

What is the next sentence in
the pattern?

8, 8, 7

The numbers
are counting
backwards.

1 less than 6 is 5



Every lesson, children are
exposed to reasoning and
problem solving questions.
Here is an example for your
reference.



IPC : Long term plan and coverage



Curriculum map Year One



Learning unit	Autumn 1 The Brain	Autumn 2 Treasure Island	Spring 1 Green Fingers	Spring 2 Time Travellers	Summer 1 A Day in the Life	Summer 2 The Earth: Our Home
Key subject driver	PSHE	Geography	Science	History	Art/DT	Science
Big question Enquiry	What strategies will help to improve my learning? What helps my brain to be healthy and work at its best for me?	What are the key features on a map?	Can we carry out and review a scientific test?	How can I find out about life in the past? How are events in the past ordered?	How does the design of something support its purpose?	Can you make predictions and then compare your results to your predictions?
English text		 	 	 	 	



Example breakdown of a topic.

This topic covers both Geography, Science, History, Art and DT lessons for next half term:

UNIT: Treasure Island - Year 1 - Autumn 2

Subject	Geography x 12	History x 2	Science x 2	Design and Technology x 4	Art x 4
Key Questions	What are the key features on a map?	How are events ordered in the past?	How did pirates find their way around?	How do I construct something I have designed?	How do I use observation to make a coin?
Lesson 1	Where are we in the world? (Task 1)	How was food preserved in the past?	How did sailors and pirates find their way around the oceans? (Task 1)	How do I join materials together? (Task 1)	How can I demonstrate a rubbing technique? (Task 1)
Lesson 2	Where are the key physical features on a map?	When did food start to be preserved in different ways?	How do we know the earth is round?	What are the key features when designing a chest? (Task 2)	Which patterns are on a coin?
Lesson 3	How do climates compare on different Islands? (Task 2)			Which materials should I use when making a chest?	How do we replicate a coin using dough/clay? (Task 2)
Lesson 4	Why are some fruits called tropical fruit?			How do I evaluate my creative work?	How do I finish a product for display?
Lesson 5	How is fruit transported? (Task 3)				
Lesson 6	How are maps labelled? (Task 4)				

This is a knowledge organiser. We revisit this each lesson to pull our learning together.

Year 1 - Treasure Islands		Geography	Links to Nursery Pirates Link to Y3 Island Life		
<p>An island is a piece of land that is surrounded by water.</p>	<div data-bbox="614 496 685 591"><p>Land</p></div> <div data-bbox="749 519 817 605"><p>Trade</p></div> <div data-bbox="614 648 685 733"><p>Port</p></div> <div data-bbox="749 662 817 748"><p>Sea</p></div> <div data-bbox="614 791 685 876"><p>Estuary</p></div> <div data-bbox="749 805 817 891"><p>Town</p></div> <div data-bbox="614 933 685 1019"><p>Coast</p></div> <div data-bbox="749 948 817 1033"><p>Ocean</p></div> <div data-bbox="876 484 1054 634"></div> <div data-bbox="876 655 1067 719"><p>Vocabulary</p></div> <div data-bbox="876 791 945 876"><p>Pirate</p></div> <div data-bbox="876 933 978 1019"><p>Continent</p></div> <td data-bbox="1133 484 1324 919"><p>Map keys use symbols, colors, or lines to show important places on a map.</p><p>They are usually at the bottom left or right of a map.</p></td> <td data-bbox="1360 484 1538 912"><div data-bbox="1373 491 1538 905"><p>KEY</p><ul style="list-style-type: none">CONTOUR LINESLOCKRIVERFORESTMOORLANDMOUNTAIN PEAKBEACHCLIFFSHOUSESLOG CABINFERRYBRIDGEROAD</div></td> <td data-bbox="1564 484 1923 791"></td> <td data-bbox="1564 805 1923 919"><p>A compass points out directions, such as North, South, East and West..</p></td>	<p>Map keys use symbols, colors, or lines to show important places on a map.</p> <p>They are usually at the bottom left or right of a map.</p>	<div data-bbox="1373 491 1538 905"><p>KEY</p><ul style="list-style-type: none">CONTOUR LINESLOCKRIVERFORESTMOORLANDMOUNTAIN PEAKBEACHCLIFFSHOUSESLOG CABINFERRYBRIDGEROAD</div>		<p>A compass points out directions, such as North, South, East and West..</p>
					
<p>We live in the United Kingdom. It is an island.</p>	<p>A bird's-eye view is a view of something from above, like from a bird's view.</p>		<p>The weather is different on islands depending where in the world they are.</p>		

ART: Pirate coins are called Doubloons or pieces of eight.



DT: Pirate's kept their treasure in chests and navigated using a compass.



Science: Is the earth round?



telescope



compass



sundial



map



earth

MUSIC - Sea shanties

A pirate crew with a captain bold
Roll me hearties, heave - ho!
Seeking ships for silver and gold
Now roll me hearties, heave - ho!
Roll me hearties, heave - ho!
There's a gale a-brewin',
so bring her about now
Roll me hearties, heave - ho!



pitch



tempo

Curriculum Letter

You will get sent a curriculum letter on the website. This included our topic letter, entry and exit points and any trips or notable dates happening that half term.



<p><u>Computing</u></p> <p>This half term we will explore how to be safe and effective learners in the digital world. We will learn how to use search engines safely and how to use images, audio and text to communicate information.</p>	<p><u>Maths</u></p> <p>We will be learning all about number and exploring place value, addition and subtraction up to 10. We will be using part whole models and ten frames to show different ways of representing number and number lines to explore how quantities increase and decrease.</p>	<p><u>IPC</u></p> <p><u>Science/PSHE – Brainwaves</u></p> <p>This half term we will be learning about our brain and how it helps us to learn. We will explore how we can affect the quality of our own learning, some of the recent evidence and research into the brain and learning and apply these theories to our own learning and reflect on their importance.</p> <p>We will be learning about how our brain works scientifically to help to learn. Alongside our IPC topic 'Brainwaves' we will also be learning how to make it easier to learn new things, and what we can do to make new pathways in our brain.</p>
<p><u>RE</u></p> <p>In RE we will be focusing on the religion Christianity. We will begin to identify what Christians believe about God and about Jesus as the Son of God. This unit looks at stories about Jesus and stories that Jesus told and students will identify different symbols of Christianity.</p>	<p>Our topics this half term are: Brainwaves and Learning Safely Online.</p> <p>This is the learning that will be taking place in Year 1 this half term. If you have any questions, please speak to the Red Hill Year 1 team!</p>	
<p><u>PE</u></p> <p>We are focusing on Dance and Multiskills this half term. We will be practicing throwing and catching, functional movement and how to sequence steps into a dance routine. We will also learn about warming up before exercise.</p>	<p><u>English</u></p> <p>Our key texts this half term are Beegu by Alexis Deacon and Where the Wild Things Are by Maurice Sendak. We will start the year by practicing speaking in full sentences and move onto writing them down using a space between each word. We will learn about the skills prediction and inference while reading Beegu and how to summarise and describe with Where the Wild Things Are. We will also learn the difference between an author and an illustrator. We will explore poetry and also write a setting description.</p>	<p><u>Music</u></p> <p>This half term we will join our Key Stage 1 peers in singing assembly. We will explore rhythm and recall and begin to learn words, pitch and actions to popular and new songs.</p>
<p><u>Phonics</u></p> <p>We will be recapping our knowledge of Phase 2 and Phase 3 sounds and also learning how to read longer Phase 4 words with these sounds in them as well. We will be working hard on saying a sentence and using our sounds to write it down, across the curriculum.</p>		

Homework



Homework Year 1 Autumn 1 Week 3

Phonemes we will be focusing on this week in school -

s	a	t	i	n	m	d	g
o	c	k	ck	e	u	r	h
b	f	l	ff	ll	ss	j	v
w	x	y	z	zz	qu	ch	sh
th	ng	nk	ai	ee	igh	oa	oo/oo
ar	or	ur	ow	oi	ear	air	er

We will be reading and writing words. Can you spot segment and blend these words and spot this week's phonemes?

street	screen	stair	strong
three	scoop	free	clear
slight	smear	spoil	clown

We will be reading sentences. Can you spot any tricky words? Can you segment and blend the words and look out for this week's phonemes?

I can see a crack on my screen.

The cat is stuck up the tree.

Three foxes ran out into the street in the night.

We will be practising tricky words. Can you spot the tricky part of the word?


are	pure	sure	little	were	was
-----	------	------	--------	------	-----

Reading

Remember to read with your child and write in your reading record at least 3 times a week.

The week's maths focus is to count on from any number

Count on to complete each number track.



Challenge!!! Roll a dice and see if you can count on to 10 from that number.

The week's IPC focus is Brainwaves.

Ask me about.....

What are the four things we need to do to keep our brain healthy?

How can I use science to make it easier to remember things?

Challenge!!! Can you design a poster on how to keep healthy?



Important Dates

- Next term
- Year 1 Local Visit to Church
 - Trip to Greenwich linked to topic



Questions?

